

tiny houses region stuttgart e.v.

## **ERGEBNISSE ONLINE – UMFRAGE**

**Zeitraum: 02.12. – 18.12.2020**


### **Durchgeführt durch den**

Tiny Houses Region Stuttgart e.V

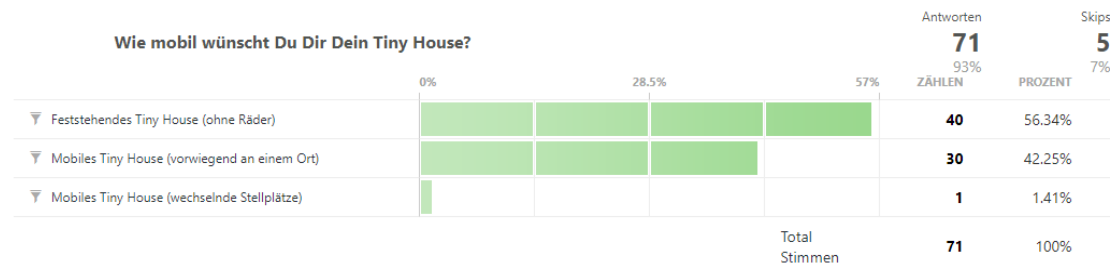
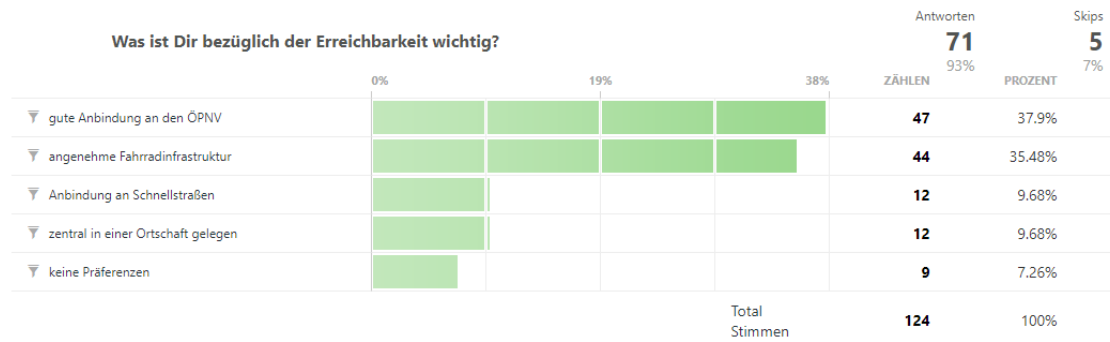
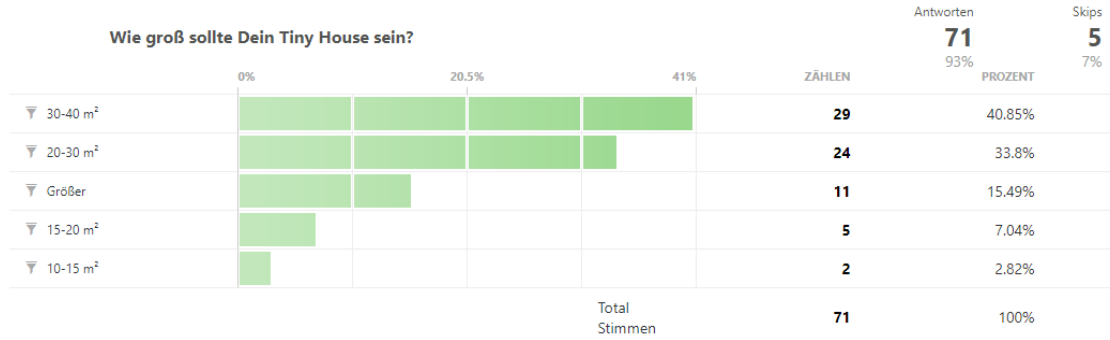
Tapachstr. 81 B


70437 Stuttgart

[info@tinyhouses-stuttgart.de](mailto:info@tinyhouses-stuttgart.de)



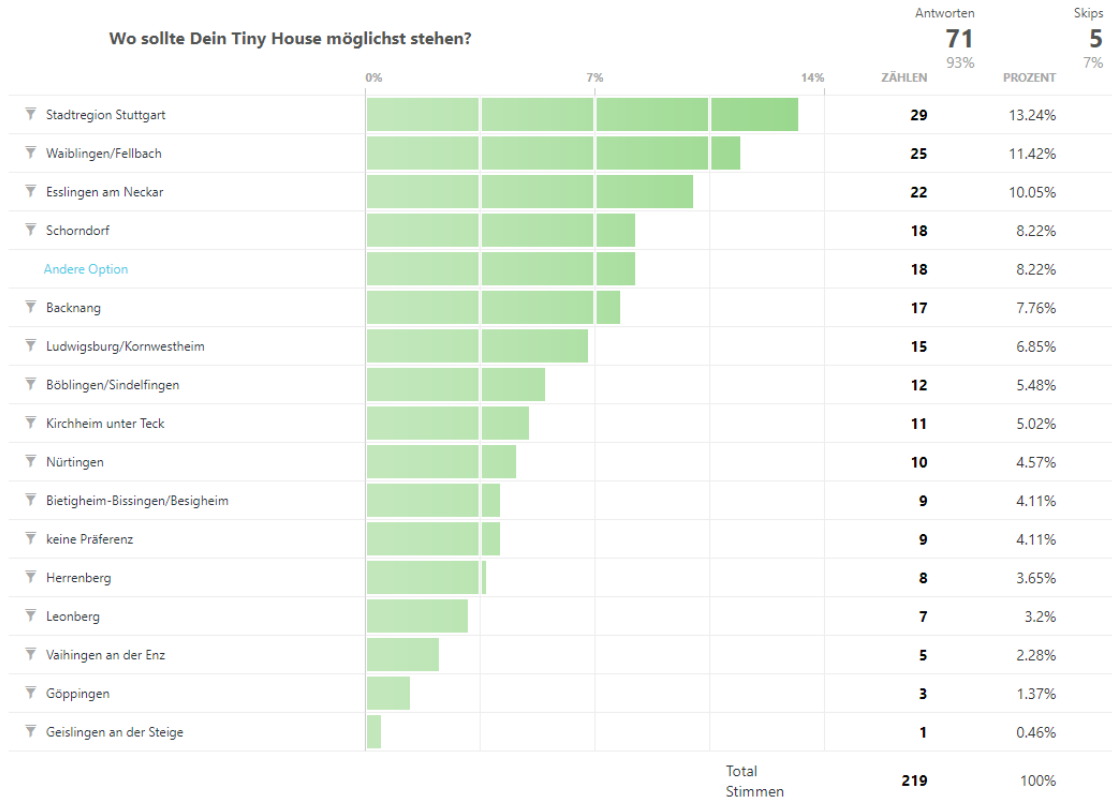
# tiny houses region stuttgart e.v.





# tiny houses region stuttgart e.v.

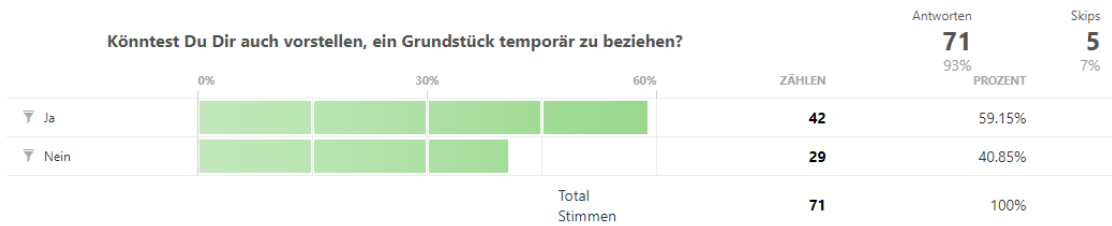
## Wo sollte Dein Tiny House möglichst stehen?



Antworten  
**71**  
93%

Skips  
**5**  
7%

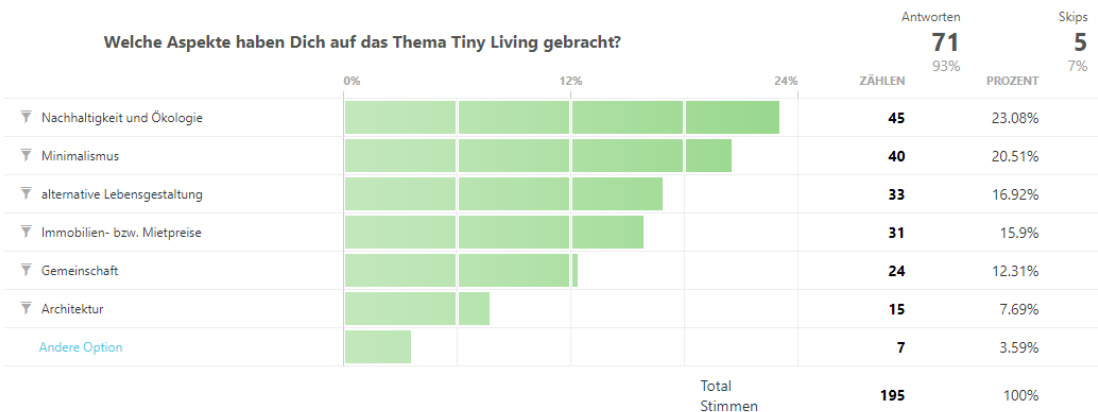
## Könntest Du Dir auch vorstellen, ein Grundstück temporär zu beziehen?



Antworten  
**71**  
93%


Skips  
**5**  
7%

## Welche Aspekte haben Dich auf das Thema Tiny Living gebracht?



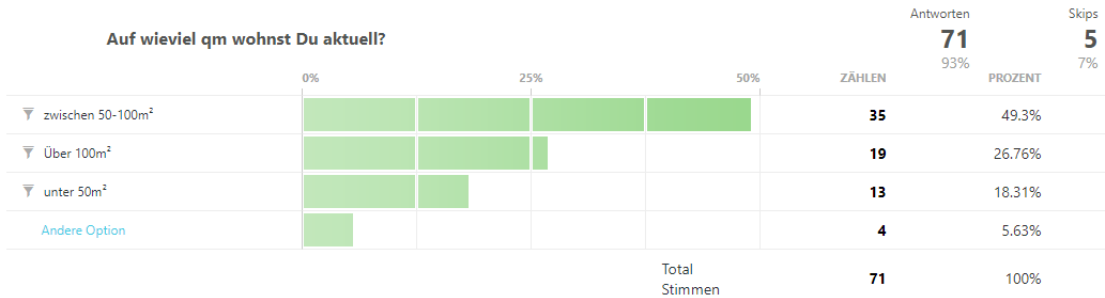
Antworten  
**71**  
93%

Skips  
**5**  
7%

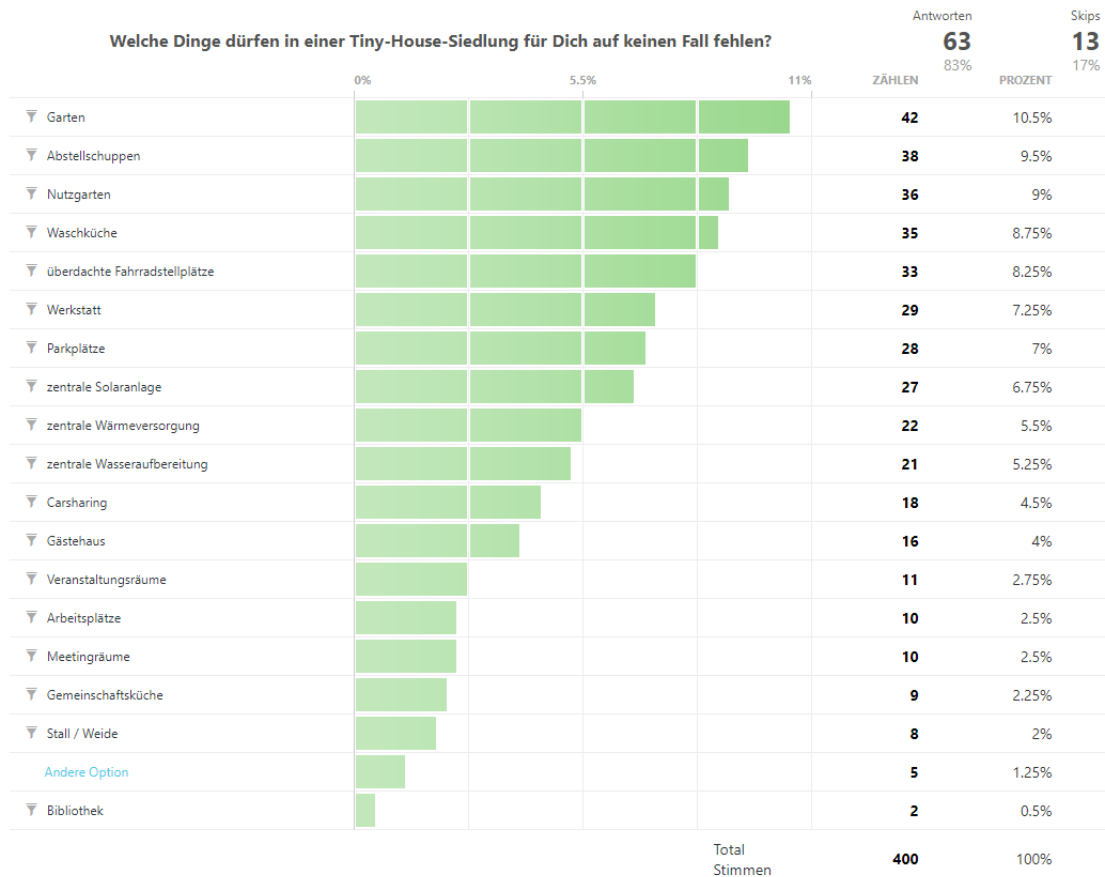



# tiny houses region stuttgart e.v.

## Auf wieviel qm wohnst Du aktuell?



## Welche Dinge dürfen in einer Tiny-House-Siedlung für Dich auf keinen Fall fehlen?

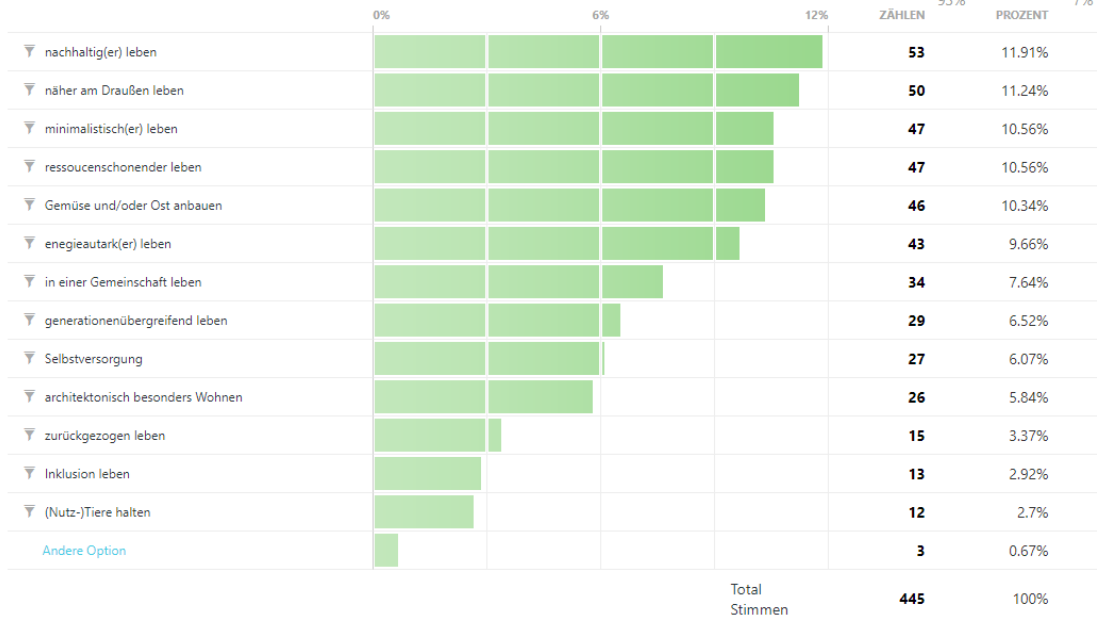




# tiny houses region stuttgart e.v.

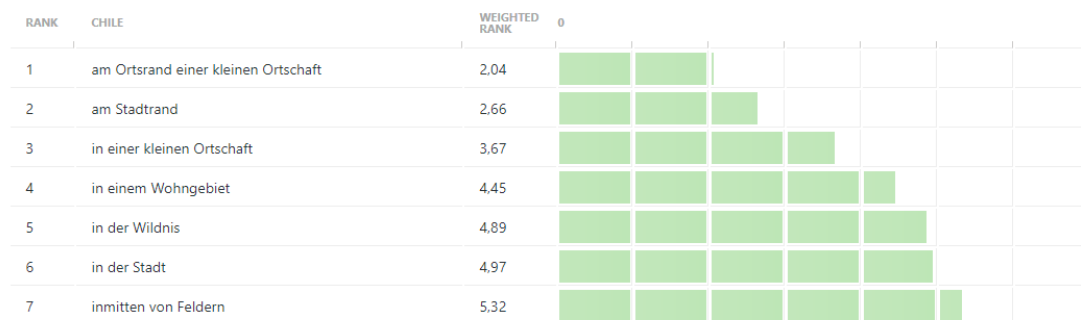
## Welche Ideale würdest Du des Weiteren gerne im Tiny House verwirklichen?

Antworten **71** Skips **5**  
93% 7%



## In welcher Reihenfolge würdest Du den Standort für Dein Tiny House priorisieren?


Antworten **76** Skips **0**  
100% 0%



Note: The weighted rank is calculated as:  $(\text{sum of (position * count) for each choice} / \text{total responses}) + 1$

### Detailed Data

	1	2	3	4	5	6	7
am Ortsrand einer kleinen Ortschaft	39 (51.3%)	15 (19.7%)	11 (14.5%)	5 (6.6%)	4 (5.3%)	1 (1.3%)	1 (1.3%)
am Stadtrand	24 (31.6%)	18 (23.7%)	9 (11.8%)	14 (18.4%)	7 (9.2%)	4 (5.3%)	—
in einer kleinen Ortschaft	3 (3.9%)	18 (23.7%)	15 (19.7%)	18 (23.7%)	10 (13.2%)	11 (14.5%)	1 (1.3%)
in einem Wohngebiet	1 (1.3%)	7 (9.2%)	17 (22.4%)	12 (15.8%)	17 (22.4%)	15 (19.7%)	7 (9.2%)
in der Wildnis	7 (9.2%)	—	10 (13.2%)	14 (18.4%)	10 (13.2%)	16 (21.1%)	19 (25.0%)
in der Stadt	2 (2.6%)	10 (13.2%)	8 (10.5%)	4 (5.3%)	18 (23.7%)	12 (15.8%)	22 (28.9%)
inmitten von Feldern	—	8 (10.5%)	6 (7.9%)	9 (11.8%)	10 (13.2%)	17 (22.4%)	26 (34.2%)



# tiny houses region stuttgart e.v.

Bis wann möchtest du gerne Deine Tiny House Vision Wirklichkeit werden lassen?

Antworten

**70**

Skips

**6**

92%

8%

	0%	28%	56%	ZÄHLEN	PROZENT
▼ in 2-5 Jahren				<b>39</b>	55.71%
▼ so schnell wie möglich				<b>13</b>	18.57%
▼ innerhalb des nächsten Jahres				<b>13</b>	18.57%
▼ in 5-10 Jahren				<b>3</b>	4.29%
▼ in ferner Zukunft				<b>1</b>	1.43%
<a href="#">Andere Option</a>				<b>1</b>	1.43%
	Total Stimmen			<b>70</b>	100%